

## CONTACT US

Visit [www.azuregroupchina.com](http://www.azuregroupchina.com)

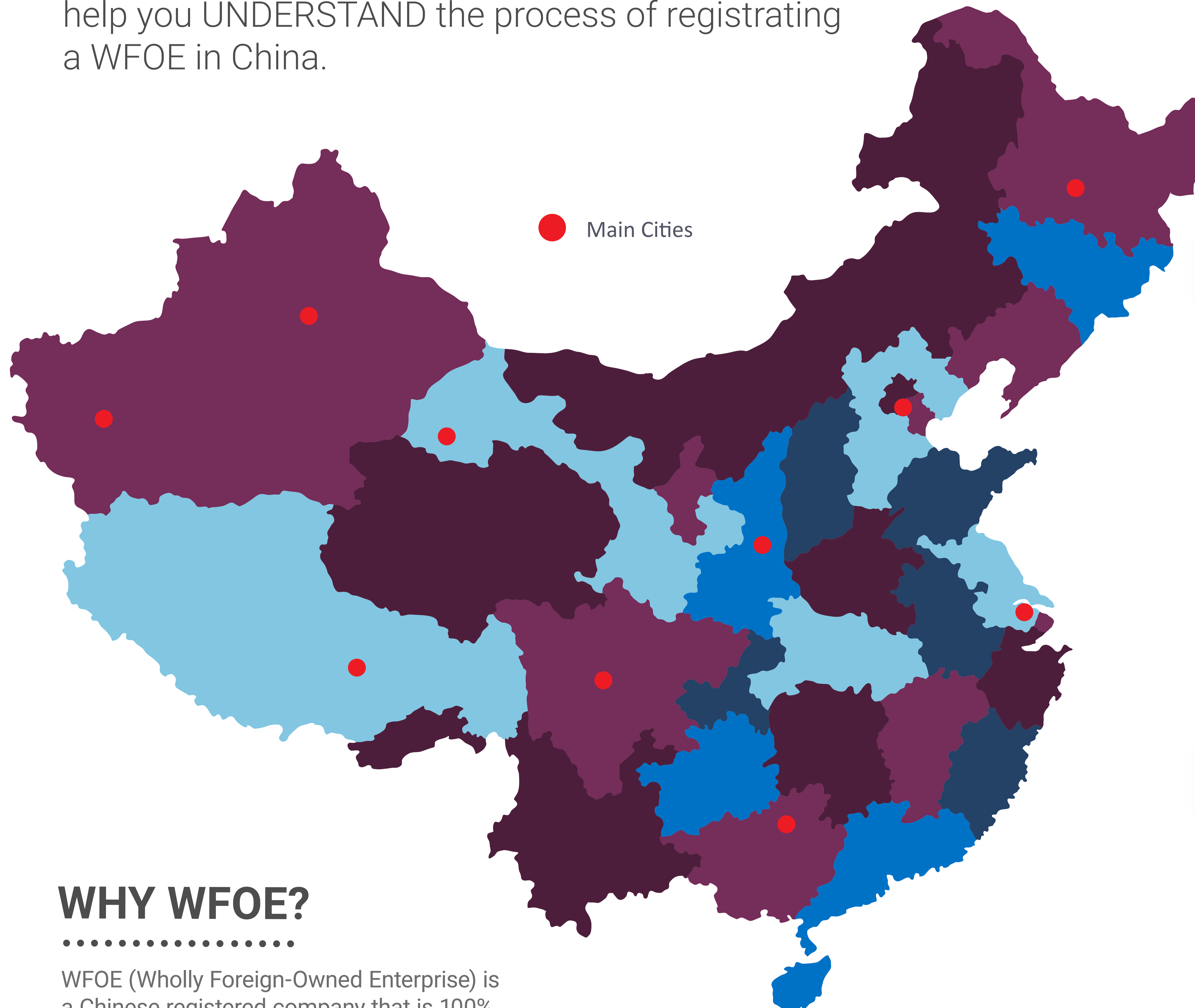
Email [sliu@azuregroup.com.cn](mailto:sliu@azuregroup.com.cn)

Call +86 (21) 6231 6025



# China Registration Process

Azure Group's specialists have developed this roadmap to help you UNDERSTAND the process of registering a WFOE in China.



## WHY WFOE?

WFOE (Wholly Foreign-Owned Enterprise) is a Chinese registered company that is 100% owned by a foreign investor and is the most common business structure when registering a company in China.

### STEP 1




#### REGISTERED OFFICE ADDRESS

To start applicants must provide documentation stating that it has a registered office address in which the business will operate. Under current Chinese laws, your virtual office should be at the same location of your physical office.


#### BUSINESS NAME IN CHINESE

Upon your WFOE registration you will need to apply and prepare 3-6 business names in Chinese characters. You should adhere to certain requirements for your company name.

### STEP 2



### STEP 3



#### WFOE SETUP DOCUMENTATION

You will require a multitude of documents in your setup phase. Azure Group China can assist with collating and preparing these documents.

#### BUSINESS LICENCE APPLICATION

Upon receiving pre-approval for a WFOE name, a business licence must be obtained from the local State Administration of Market Regulation (SAMR). For this purpose, you will be required to submit all the documentation prepared in Step 3 to the local AMR office.

### STEP 4



### STEP 5



#### OBTAINING COMPANY SEALS

Foreign business owners may not be familiar with a company seal in China. The seals have important legal effect, and they are required to be registered with the Public Security Bureau. They are used for signing contracts, official company letters, government filing documents and bank payments.

#### POST SETUP FORMALITIES

After registering a company in China, you will then be able to: Open a Bank Account; Register for Taxes with the Local Tax Bureau; Social Insurance registration, Housing fund registration, etc.

### STEP 6

